














































GORSEY  
BANK  
PRIMARY SCHOOL

# Year 1 Phonics Screening Check

# What is Synthetic Phonics?

- The children have a 30 minute daily phonics lesson.
- Children are taught to read by breaking down a unit of sounds in written format (a letter or letters that spell a sound in a word-graphemes) into separate sounds (phonemes). The phoneme is the sound and the grapheme is the written format.
- They are then taught how to blend these sounds together to hear and read the whole word.
- There are around 40 different sounds...

a 	o 	x 	t 	e 	p 	r 	i 	n 	m 	h 	b 	d 	g 
s ss 	c k ck 	q qu 	u oo 	j 	y 	ch 	sh 	th 	w wh 				
v 	f ff ph 	ow ou 	l ll 	oa ow oe o e 	oo ue ew u e 	ar 							
ng 	z zz 	ai ay a e 	ear 	igh 	ie i e 	ee e e ea 	air 						
ure 	oi oy 	or aw au 	er ur ir 	I no go the to into he she we me be was									
you	they	all	are	my	her	said	have	like	so	do	come	some	
		were	there	little	one	when	out	what					

# Why Year 1?

- Every Year 1 child in the country will be taking the statutory phonics screening check in June.
- The check is very similar to tasks the children already complete during phonics lessons.
- The focus of the check is to ensure that all children can read by the end of Year 2. The Year 1 screening (mid point) will provide evidence to help teachers plan for Year 2.

# What will the children do?

- The check will take 4 to 9 minutes to complete;
- They will be asked to 'sound out' a word and blend the sounds together out loud; e.g. d-o-g – dog
- The check will consist of 20 words and 20 non-words (pseudo-words);
- Children will be told if the word is a real or 'alien' word, with a corresponding alien image.



# Examples of words

twice

gloom

turn

mode


flisp



braint



scrid



splote



# How will it be administered?

- One teacher will conduct all of the screening checks with the children. The children are familiar with this routine.
- The children will complete the check one-to-one in a quiet area of the school.
- We are not permitted to indicate to the children at the time whether they have correctly sounded out and / or blended the word.



# How can you help?

- REMEMBER: Phonics is not the only way you become a good reader. Continue to read with your child each night and encourage them to:
  - Sound out the words and blend the sounds together.
  - Re-read to check it makes sense, and use pictures for clues.
  - Ask questions about the book.
  - And most importantly - ENJOY READING!



# How can you help?

- Children can practise their phonics by playing games online. They can choose phase 3, 4, or 5 <http://www.phonicsplay.co.uk/freeIndex.htm>
- Other resources available – see the Year 1 blog page for further information and complete the activities we send home.

## How Can I Help My Child at Home?

- Play lots of sound and listening games with your child.
- Read as much as possible to and with your child.
- Encourage and praise – get them to have a 'good guess'.
- If your child is struggling to decode a word, help them by encouraging them to say each sound in the word from left to right.
- Blend the sounds by pointing to each one, e.g. /c/ in cat, /p/ in pat, /ng/ in sing, /ee/ in been.
- Discuss the meaning of words if your child does not know what they have read.

